



Product Collection

# Table of Contents

## **POLYURETHANE CHAIRS**

- 08 Dura
- 10 Everlast
- 12 Brevia

## **UPHOLSTERED CHAIRS**

- 15 Mesh
- 16 Integra
- 18 Doral
- 20 Lexington
- 21 Lexington-E
- 22 Westmound
- 23 Evanston
- 24 Carrington
- 25 Springdale

## **BACKLESS STOOLS**

- 27 Versa
- 28 Ergolux
- 28 Ergolux Jr.
- 29 Repair Stools

## **SIT STANDS**

- 31 Standard
- 31 Deluxe

## **PLYWOOD**

- 32 Plywood 1000

## **COAT RACK SYSTEMS**

- 33 Wall Mounted Racks, Floor  
Stands and Coat Trees

## **ORDERING INFO & OPTIONS**

- 34 Order Guide



## Experience the BEVCO difference.

### Where quality meets comfort

As a family-owned company, we take great pride in the work we do. Since our inception, nearly 70 years ago, BEVCO has built one of the brightest, most passionate teams in America. The BEVCO experience is driven by our people, process and products.

BEVCO is committed to providing safe, ergonomic, high-quality seating solutions by following industry standards in our product development process. We understand the importance that proper seating has on your health and your environment.

From the initial phases of product development through product creation, we take a customer-centered approach that focuses on creating ergonomic seating solutions that provide a more customer-satisfying experience. You can have confidence that BEVCO products comply with ANSI/BIFMA & CAL 117 standards.

Our team is passionate about delivering high quality, durable seating solutions. All of our chairs are custom-built to suit your seating requirements ensuring that you receive the lowest total cost of ownership throughout the life of your product. BEVCO offers standard task/office seating, ESD, Cleanroom and ESD/Cleanroom seating solutions.

Exceeding your expectations is the cornerstone of how we operate, whether it's simplifying the product selection process or taking care of any concerns post-sale. Your needs will always be handled with exceptional care and expertise.

We continue to operate under our founding values of honesty, integrity and excellence. With passion and hard work, BEVCO will continue to serve your ergonomic seating needs.



Watch the BEVCO experience.  
See the video on [bevco.com/about](http://bevco.com/about)

# A Well-Adjusted Workplace

The risk of musculoskeletal disorders can be significantly reduced by ensuring that your chair is properly adjusted to conform to the body and the environment it's being used in. Evaluate features such as seat size and depth, back height, arm height, chair height and seat/backrest tilt to properly select and adjust your chair.

## CHAIR TILT

Chairs have either no tilt options or a variety of tilt control options to properly position the chair for maximum comfort:

**2  
WAY**

### NO Seat or Backrest Tilt.

Seat height adjustment. Backrest height and depth adjustment.

**3  
WAY**

### Articulating Seat and Backrest Tilt.

The angle of the seat and backrest are adjusted simultaneously. Seat height adjustment. Backrest height adjustment.

**4  
WAY**

### Independent Seat and Backrest Tilt.

The angle of the seat and angle of the backrest can be adjusted independently of each other. Seat height adjustment. Backrest height adjustment.

**R  
ROCKER**

### Rocker Tilt.

Four lever system provides a 2:1 ratio of synchronized seat and backrest movement, rocking tension adjustment and seat/backrest angle tilt. Seat height adjustment. Only available on select desk height models.



## BACK HEIGHT

Backrest slides up and down and locks in place to ensure proper lumbar adjustment.

## SEAT DEPTH

Backrest slides in and out, on non-tilt models, to provide an easy adjustment to create additional room between the seat cushion and the backrest.

## SEAT HEIGHT

Chair can be raised or lowered to numerous height ranges varying between desk, mid & tall height.

## ERGONOMIC RECOMMENDATIONS

The **BACKREST HEIGHT** adjustments provide proper lumbar back support to promote good posture, supporting the natural inward curve of the lower back.

**SEAT DEPTH** should be adjusted so there's at least 2 ½" in-between the edge of the chair's seat pad and the back of the knee. Adequate seat depth allows the user to use the lower portion of the backrest without creating pressure on the back of the knees.

**SEAT HEIGHT** should be adjusted so feet are flat on the floor or footring with the upper legs angled slightly downward to improve lower body circulation. The torso-to-thigh angle should not be less than 90°.

Adjust the **CHAIR TILT** of the chair to a reclined posture of 100 degrees to 110 degrees. The neck and shoulders should be relaxed. The lower arms should be +/-90 degree angles, preferably resting on the chairs armrests so that the wrists are straight.



# BEVCO & the Environment

As members of ANSI/BIFMA, BEVCO is proud to help create healthy, productive environments. Our design philosophy encourages sustainable decisions at each phase of the design process to reduce the negative impact on the environment while improving the overall health of the occupants. We continue to invest in better materials, methods, and manufacturing practices to foster value and innovation.

## The majority of Bevco seating products are certified GREENGUARD Gold in North America.

GREENGUARD Gold Certification offers stricter certification criteria, considering safety factors to account for sensitive individuals such as children and the elderly, and ensures that our products are acceptable for use in environments such as schools and healthcare facilities.



## BEVCO chairs can be manufactured to meet the demands of most critical environment applications.



Bevco offers ESD seating solutions for manufacturing facilities that produce PCBs and other electronic components, technical production facilities and environments dealing with delicate medical electronics. BEVCO ESD chairs are designed to meet ANSI/ESD STM12.1 - 2013 standards.



Bevco's line of ergonomic cleanroom chairs are ideal for applications within the semi-conductor, aerospace, bioscience, pharmaceutical, computer, medical device, medical equipment and munitions industries. Each cleanroom chair is designed to meet the particulate goals of ISO 14644-1 with testing by an independent laboratory to certify ISO 4, 5, 6, 7 compliance.



BEVCO's ESD safe cleanroom seating solutions are for controlled environment applications that require static control. This line of BEVCO chairs are static dissipative when measured to the ANSI/ESD STM12.1-2013 standards and have been tested by an independent laboratory to certify ISO 4, 5, 6, 7 compliance.



All Bevco upholstered chairs pass CAL 117. Components used in seating, such as foam and fabric, are tested individually for flammability characteristics. This is a minimum standard for all furniture offered for sale in California. Bevco is not responsible for Customers Own Material (COM) upholstery fire code compliance.

The GREENGUARD Gold Certification requirements comply with the State of California's Department of Public Health Services Standard Practice for Specification Section 01350 (California Section 01350) for testing chemical emissions from building products used in schools and other environments. As such, GREENGUARD Gold Certified products can be used to earn valuable credits in the CHPS Best Practices Manual for K-12 schools, the US Green Building Council's LEED® Green Building Rating Systems, the Green Guide for Healthcare, the NAHB Green Building Guidelines, Green Globes, Regreen and many other building codes, standards and specifications.



BEVCO's seating solutions offer incredible customization options while keeping your comfort and safety top of mind.


# Polyurethane Chairs

Outstanding comfort and long-lasting use in the toughest workplace environments



Our polyurethane chairs are popular for environments that demand extreme durability & dependability. Our chair models are built to your exact specifications.

We designed, built, and tested our chairs for use in critical environments. These chairs offer lasting value for general production areas, electronics, manufacturing, cleanrooms, laboratories, and harsh environments.









## POLYURETHANE CHAIRS

7000D Series

# DURA SERIES

BEVCO's DURA series is specifically designed for outstanding comfort and long-lasting use in the toughest workplace environments. These durable chairs offer total body support with advanced ergonomic features that improve productivity and reduce fatigue.

Rugged self-skinned polyurethane provides excellent cushioning properties while offering high impact resistance and flexibility in a wider, more comfortable seat at a higher weight capacity.

**CR MODELS** are certified by an independent laboratory to meet ISO 4 specifications of ISO 14644-1.



### DIMENSIONS

#### SEAT

19 1/4" W x 17 1/4" D  
1 1/2" Thick

#### BACK

15 1/2" W x 14 1/2" H  
1" Thick

**FEATURED MODEL**  
7301D with AA arms

### ENVIRONMENTS



ISO 4



## BUILT TO ORDER

Each chair is configured to your exact specification – choice of arms, tilt, height range, base style, and glides/caster options. Visit [BEVCO.com](https://BEVCO.com) to see full selections.

## FEATURES & BENEFITS

### AVAILABLE COLORS



BLACK



swivel  
**360°**

meets  
**ANSI  
BIFMA**  
standards



**12 year**  
warranty



lifetime  
cylinder warranty

2  
WAY

3  
WAY

4  
WAY

TILT OPTIONS

BLACK NYLON

POLISHED ALUMINUM


BLACK TUBULAR STEEL

CHROME TUBULAR STEEL

BASE STYLE OPTIONS

HEAVY DUTY 3" HARD FLOOR

DUAL-WHEEL CASTER OPTIONS



## POLYURETHANE CHAIRS

7000 Series

# EVERLAST SERIES

BEVCO's EVERLAST series is specifically designed for outstanding comfort, safety and long-lasting use in the toughest technical environments. These durable chairs offer total body support with advanced ergonomic features that improve productivity and reduce fatigue.

**ESD MODELS** meet ANSI/ESD STM12.1-2013 standards and feature six grounding points - ESD glides/casters and a brass drag chain.

**CR MODELS** are certified by an independent laboratory to meet ISO 4 specifications of ISO 14644-1.

**ECR MODELS** meet both ESD and designated cleanroom standards.



### DIMENSIONS

#### SEAT

18 ½" W x 17" D  
1 ½" Thick

#### BACK

16 ½" W x 12 ½" H  
1" Thick

### FEATURED MODEL

7301 with AA arms and 3850S/5 casters

### ENVIRONMENTS



ISO 4



ESD & ISO 4

## BUILT TO ORDER

Each chair is configured to your exact specification – choice of arms, tilt, height range, base style, and glides/caster options. Visit [BEVCO.com](https://bevc.com) to see full selections.

## FEATURES & BENEFITS



### AVAILABLE COLORS



BLACK



BLUE



GRAY



swivel  
**360°**

meets  
**ANSI  
BIFMA**  
standards



**12 year**  
warranty



**lifetime**  
cylinder warranty

**2 WAY**

**3 WAY**

**4 WAY**

TILT OPTIONS


BLACK NYLON  
POLISHED ALUMINUM  
BLACK TUBULAR STEEL  
CHROME TUBULAR STEEL

BASE STYLE OPTIONS

CARPET  
HARD FLOOR  
INTERVAL BRAKING  
REVERSE BRAKING

DUAL-WHEEL CASTER OPTIONS





## POLYURETHANE CHAIRS

# BREVA SERIES

BEVCO's VALUE-LINE BREVA series offers the same durability as other polyurethane seating solutions with a smaller range of configuration options.

The economical way to stay productive and comfortable. These durable chairs offer total body support with ergonomic features for industrial and institutional daily use.

Rugged self-skinned black polyurethane seat and back resist stains and damage from punctures, grease, water and most chemicals.



### DIMENSIONS

**SEAT**  
18" W x 17" D  
1½" Thick

**BACK**  
17" W x 12" H  
1½" Thick

FEATURED MODEL  
V7307HC

ENVIRONMENTS



# FEATURES & BENEFITS

AVAILABLE COLORS



swivel  
**360°**

meets  
**ANSI  
BIFMA**  
standards

supports  
**300**  
pounds

**5**  
year  
warranty

**2**  
WAY

BLACK NYLON

CARPET

HARD FLOOR

MUSHROOM GLIDES

TILT OPTIONS

BASE STYLE OPTIONS

DUAL-WHEEL CASTER OPTIONS



## Upholstered Chairs

Sleek and minimalist, these versatile chairs will give your workspace a modern update

Our selection of upholstered chairs feature some of the most durable and ergonomic chair models available for a wide array of workplace environments.

Backrest styles are uniquely shaped for full back support and some come standard with a heavy-duty polypropylene back shell that preserves the integrity of the upholstery and protects walls from damage.

The chair's resilient high-density foam provides long-lasting comfort.





## UPHOLSTERED CHAIRS

# MESH SERIES

### Superior Comfort with the ErgoLux Executive Mesh Chair

Designed for the ultimate experience in support and durability, while providing contemporary features and functionality. Enjoy the benefit of airflow to keep cool, dry and feeling fresh. A new, wire activated control mechanism provides unmatched adjustability for simple and effortless modifications providing maximum enjoyment.

The design is also mindful of our environment, constructed from 95% recycled materials and Green Guard certified, promoting environmental health and safety.

### FEATURES & BENEFITS

- Waterfall seat promotes lower body circulation
- 2" built-in seat slider depth adjustment
- 2 ½" adjustable height lumbar support
- 90° - 100° - 110° backrest tilt/rocking features with adjustable tension control
- 2 ½" armrest height adjustment
- +/- 20° armrest inward & outward swivel adjustment
- 5-star polished aluminum base
- Multi-surface casters
- Includes tool kit for easy assembly



### DIMENSIONS

- SEAT**  
20 ½"W x 19 ½"D
- BACK**  
20 ½"W x 23"H
- OVERALL**  
26 ½"W x 24 ½"D  
44"H

### FEATURED MODEL

- M6088MM
- Mesh Back/Mesh Seat
- Also available: M6088MU
- Mesh Back/Upholstered Seat

## ENVIRONMENTS





## UPHOLSTERED CHAIRS

6000/9000 Series

# INTEGRA SERIES

BEVCO's INTEGRA series chairs offer around-the-clock reliability for a variety of workplace environments. Backrest styles are uniquely shaped for full back support and come standard with a heavy-duty polypropylene back shell to protect the upholstery. The chair's resilient high-density foam provides long-lasting comfort.

**ESD MODELS** meet ANSI/ESD STM12.1-2013 standards and feature six grounding points - ESD glides/casters and a brass drag chain.

**CR MODELS** are certified by an independent laboratory to meet various cleanroom specifications for ISO 14644-1.

**ECR MODELS** meet both ESD and designated cleanroom standards.



### DIMENSIONS

#### SEAT

20" W x 18" D  
3" Thick

#### MEDIUM BACK

17 1/2" W x 16" H  
3" Thick

#### LARGE BACK

17 1/2" W x 19" H  
3" Thick

### FEATURED MODEL

9351M-S in black fabric with A5 arms and 3850S/5 casters

### ENVIRONMENTS



Multi-Class  
Certified\*



Multi-Class  
Certified\*\*

\* Cleanroom: ISO 4, ISO 5, ISO 6, ISO 7

\*\* ESD/Cleanroom: ESD & ISO 4, ESD & ISO 5, ESD & ISO 6, ESD & ISO 7



REFER TO PAGE 35 FOR  
COLOR OPTIONS

## FEATURES & BENEFITS

### BUILT TO ORDER

Each chair is configured to your exact specification – choice of arms, tilt, height range, base style, and glides/caster options. Visit [BEVCO.com](https://bevc.com) to see full selections.



swivel  
**360°**

meets  
**ANSI  
BIFMA**  
standards



**12 year**  
warranty



lifetime  
cylinder warranty

**2**  
WAY

**3**  
WAY

**4**  
WAY

**R**  
ROCKER

TILT OPTIONS

BLACK NYLON  
POLISHED ALUMINUM

BASE STYLE OPTIONS

CARPET

HARD FLOOR

INTERVAL BRAKING

REVERSE BRAKING

DUAL-WHEEL CASTER OPTIONS

Refer to page 35 for available options and accessories.

BEVCO | 17





## UPHOLSTERED CHAIRS

8000 Series - ESD

5000 Series - Standard, CR, ECR

# DORAL SERIES

BEVCO's DORAL series feature ergonomic upholstered chairs that adjust to fit most body types and workstations. Ergonomic benefits include a contoured waterfall seat cushion and an adjustable back rest with lumbar support for increased comfort during extended sitting durations. Available in multiple upholstery options, the DORAL offers versatile comfort with contemporary style.

**ESD MODELS** meet ANSI/ESD STM12.1-2013 standards and feature six grounding points - ESD glides/casters and a brass drag chain.

**CR MODELS** are certified by an independent laboratory to meet ISO 5 specifications of ISO 14644-1.

**ECR MODELS** meet both ESD and designated cleanroom standards.



### DIMENSIONS

#### SEAT

18" W x 17 H  
2 3/4" Thick

#### BACK

16" W x 10 H  
2" Thick

### FEATURED MODEL

5301 with 3850S/5 casters in royal blue fabric

### ENVIRONMENTS



ISO 5



ISO 5



REFER TO PAGE 35 FOR  
COLOR OPTIONS

## FEATURES & BENEFITS

### ← BUILT TO ORDER

Each chair is configured to your exact specification – choice of arms, tilt, height range, base style, and glides/caster options. Visit [BEVCO.com](https://BEVCO.com) to see full selections.



swivel  
**360°**

meets  
**ANSI  
BIFMA**  
standards



**12 year**  
warranty



lifetime  
cylinder warranty

**2  
WAY**

**3  
WAY**

**4  
WAY**

TILT OPTIONS

BLACK NYLON

POLISHED ALUMINUM

BLACK TUBULAR STEEL

CHROME TUBULAR STEEL

BASE STYLE OPTIONS

CARPET

HARD FLOOR

INTERVAL BRAKING

REVERSE BRAKING

DUAL-WHEEL CASTER OPTIONS

Refer to page 35 for available options and accessories.

BEVCO | 19



## UPHOLSTERED CHAIRS

# LEXINGTON SERIES

BEVCO's VALUE-LINE LEXINGTON series delivers all of the outstanding ergonomic benefits of our standard upholstered seating solutions with a smaller range of configuration options.

This reliable chair was built to meet the demands of daily use. It's the perfect combination of comfort, style and affordability.

## STANDARD FEATURES

Fully adjustable contoured back with a bumper guard on the edges of seat and back to provide added protection to the upholstery

Upholstered fabric meets CAL 117 standards

Waterfall seat to aid lower body circulation  
Seat foam density: 1.8lb, 36IFD

Easy-to-use pneumatic height adjustment

High performance adjustable 18" diameter footring standard on mid and tall height ranges

Sturdy 5-legged black nylon base

Choice of mushroom glides, hard-floor casters or carpet casters

## AVAILABLE COLORS



BLACK



GRAY



ROYAL BLUE

## DIMENSIONS

**SEAT**  
18" W x 18" D x 2 3/4" Thick

**BACK**  
16" W x 15" H x 2" Thick

## FEATURED MODEL

Model V4307HC  
shown with AV  
optional arms



## ENVIRONMENTS





## UPHOLSTERED CHAIRS


# LEXINGTON - E SERIES

BEVCO's VALUE-LINE LEXINGTON - E series delivers all of the outstanding ergonomic benefits of our standard ESD upholstered seating solutions with a smaller range of configuration options.

The LEXINGTON-E is a reliable chair that was built to meet the demands of daily use for environments that require static discharge control. Static dissipative with a resistance of  $10^5 - 10^9$  ohms when measured from seat/back to grounding chain only.

## STANDARD FEATURES

- Navy blue ESD fabric meets CAL 117 standards
- Contoured back with a bumper guard on the edges to provide added protection to the upholstery
- Waterfall seat to aid lower body circulation  
Seat foam density: 1.8lb, 36IFD
- Easy-to-use pneumatic height adjustment available in desk, mid and tall height ranges
- High performance adjustable 18" diameter footring standard on mid and tall height ranges
- Sturdy 5-legged black nylon base with brass drag chain
- Choice of mushroom glides or hard-floor casters



## DIMENSIONS

### SEAT

18" W x 18" D x 2 3/4" Thick

### BACK

16" W x 15" H x 2" Thick

## FEATURED MODEL

V830SHC



## ENVIRONMENTS





## UPHOLSTERED CHAIRS

4000 Series

# WESTMOUND SERIES

BEVCO's WESTMOUND series offers a wide contoured seat as well as a curved backrest with scuff resistant back pan for improved lumbar support and durability. The resilient high-density foam provides years of long-lasting comfort and support.

**CR MODELS** are certified by an independent laboratory to meet ISO 6 specifications of ISO 14664-1.

**ECR MODELS** meet ANSI/ESD STM 12.1-2013 standards and ISO 6 specifications.

## STANDARD FEATURES

Heavy-duty construction

Variety of upholstered fabric and vinyl options that meet CAL 117 standards

Easy-to-use pneumatic height adjustment available in desk, mid & tall height ranges

Base styles offered in black nylon, polished aluminum & tubular steel

High performance footring standard on mid and tall height ranges

Variety of caster styles available



**FEATURED MODEL**  
4300 with  
3850S/5 casters

## DIMENSIONS

**SEAT**  
20" W x 17" D  
x 2 ½" Thick

**BACK**  
16" W x 10" H  
x 2" Thick



## ENVIRONMENTS



ISO 6



ISO 6



REFER TO PAGE 35 FOR  
COLOR OPTIONS

## UPHOLSTERED CHAIRS

2000 Series

# EVANSTON SERIES

BEVCO's EVANSTON series is an economical, heavy duty, upholstered seating solution for production lines or industrial applications.

Certain EVANSTON models are constructed with a durable and decorative vinyl trim surrounding the sides of the seat as well as a scuff resistant back pan.

**ESD MODELS** meet ANSI/ESD STM12.1-2013 standards and feature six grounding points - ESD glides/casters and a brass drag chain. Navy fabric only.

## STANDARD FEATURES

Easy manual seat height adjustment with threaded stem and handwheel

Thick, comfortable upholstered seat with durable high density foam - Seat foam density: 2 ½ lb., 55 IFD

Fully adjustable contoured back for improved lumbar support

Plastic glides standard



## DIMENSIONS

### SEAT

16 ½" W x 15" D x 3 ¾" Thick

### BACK

16" W x 10" H x 2" Thick

## FEATURED MODEL

2700/5 in black fabric with vinyl trim with RCMG (Rubber Cushioned Metal Glides)



## ENVIRONMENTS



Refer to page 35 for available options and accessories.

BEVCO | 23





**BUILT TO ORDER**

Visit [BEVCO.com](https://bevc.com) to see full selections.



## UPHOLSTERED CHAIRS

10,000 Series

# CARRINGTON SERIES

BEVCO's CARRINGTON series provides unprecedented comfort and ergonomic adjustability at a high weight capacity.

The easy-to-use ratchet-back system with built-in lumbar support and free-float feature provide a personalized fit for outstanding back support.

The rocker tilt control helps reduce back pain, muscle aches and stress.

## STANDARD FEATURES

Easy-to-use pneumatic height adjustment of 19" - 22"

The 4" thick seat, constructed of  $\frac{3}{4}$ " 14 ply hardwood and high density foam

Waterfall seat for greater circulation & comfort

Upholstered fabric and vinyl - meet CAL 117 standards

28" heavy-duty 5-legged black nylon base for stability

Large contoured back provides full ergonomic lumbar support

Free-float back tilt, multi-lock positioning

Internal ratchet system for easy back height adjustments

Rocker-tilt control for infinite adjustability

Heavy duty carpet casters

## DIMENSIONS

**FEATURED MODEL**  
10,000X

**L SEAT**  
26" W x 20" D  
4" Thick

**X SEAT**  
26" W x 22" D  
4" Thick

**BACK**  
26" W x 22" H  
4" Thick



## ENVIRONMENTS





REFER TO PAGE 35 FOR  
COLOR OPTIONS

## UPHOLSTERED CHAIRS

11,000 Series

# SPRINGDALE SERIES

BEVCO's SPRINGDALE series is a comfortable, low maintenance, light-duty chair.

The optional upholstered seat and back pads are removable making replacements effortless.

The SPRINGDALE is an easy-to-clean and economical option for your seating solution needs.

## STANDARD FEATURES

Easy-to-use pneumatic height adjustment  
available in desk, mid and tall height ranges

Waterfall seat to aid lower body circulation

Sturdy 5-legged black nylon base

High performance adjustable 18" diameter footring  
standard on mid and tall height ranges

2-year warranty on optional upholstered seat  
and back pads

## AVAILABLE OPTIONS

L1 - Loop Arm Set

S1 - Upholstered Seat Cushion

B1 - Upholstered Back Cushion



## DIMENSIONS

**SEAT**  
18" W x 16" D  
**BACK**  
18" W x 11" H

**FEATURED MODEL**  
11,300 with 3850S/5 casters



## ENVIRONMENTS






## BACKLESS STOOLS

Improve productivity by  
reducing fatigue with the  
right seating solution

Our complete line of backless stools are built for a wide range of applications including general office, medical, laboratory, factory, electronic assembly and cleanroom.

These stools are designed to support the tasks required in any environment while increasing comfort, health and productivity.

Most of our stools are available in polyurethane, fabric and vinyl options.







**BUILT TO ORDER**

Visit [BEVCO.com](https://www.bevco.com) to see full selections.

## BACKLESS STOOLS

3000 Series

# VERSA SERIES

The sturdy construction and modern design make these stools ideal for a wide range of applications including general office, medical, laboratory and factory.

**ESD MODELS** are static dissipative when measured according to the ANSI/ESD STM 12.1-2013 standards

**CR MODELS** have been tested to ISO 4 and ISO 5 by an independent laboratory to certify compliance with ISO 14664-1.

**ECR MODELS** meet both ESD and designated cleanroom standards.



## STANDARD FEATURES

Seat available in polyurethane, fabric or vinyl. Upholstered options meet CAL 117 standards.

Base styles offered in black nylon, polished aluminum and tubular steel.

Easy-to-use pneumatic height adjustment available in desk, mid & tall height ranges.

Variety of casters available.



## DIMENSIONS

### POLYURETHANE SEAT

14" diameter  
2" seat thickness

### VINYL OR FABRIC SEAT

16" diameter  
Seat foam density:  
2 1/2lb, 55 IFD  
2 3/4" seat thickness



## FEATURED MODEL

3050V with  
3850S/5 casters

## ENVIRONMENTS



ISO 4/5



ESD & ISO 4/5

**ERGOLUX**  
**FEATURED MODEL**  
S3500R with optional  
footring and backrest



## STANDARD FEATURES

- Polyurethane seat is impervious to water, oil and most chemicals
- Texture provides non-slip surface
- Puncture resistant
- Easy-to-clean
- Comfortable, durable 14 ½" diameter seat
- Easy-to-use pneumatic height adjustment

### AVAILABLE COLORS



BLACK



GRAPHITE



## BACKLESS STOOLS

# ERGOLUX SERIES

Experience extreme stress-relief with the BEVCO ERGOLUX backless stools. The ultimate in comfort and durability that responds to your body's unique shape, weight and temperature.

Super soft, high-density visco-elastic memory foam seat provides resilient, long-lasting ergonomic support. Extra thick, soft and supportive foam is covered by puncture, water and stain-resistant polyurethane.



**ERGOLUX JR.**  
**FEATURED MODEL**  
J3050 in graphite

## ENVIRONMENTS



ISO 4

## BACKLESS STOOLS

# REPAIR STOOL SERIES

BEVCO's REPAIR STOOL is ideal for use in machine shops, warehouses, and industrial applications where you would have to bend or crouch down to complete your work.

Includes a space for tools on the convenient plastic tool tray underneath the seat.



5  
year  
warranty

VALUE-LINE  
FEATURED MODEL  
V3081P

swivel  
360°

supports  
300  
pounds

meets  
ANSI  
BIFMA  
standards

## ENVIRONMENTS



12  
year  
warranty

lifetime  
cylinder warranty

MAINTENANCE  
REPAIR STOOL  
FEATURED MODEL  
3057

## STANDARD FEATURES

Polyurethane seat is impervious to water, oil and most chemicals

Easy-to-use pneumatic height adjustment

Puncture resistant

Easy-to-clean

16" diameter plastic storage tray





## SIT STANDS

Experience the freedom of movement with supported standing

If you have to sit, stand, or change position often, our Sit Stands promote “dynamic” standing for a variety of work environments. Sit Stands take the weight off legs and the angle of the seat opens hips to improve blood circulation while maintaining the back’s natural alignment. Sit Stands provide a sustainable, comfortable working posture similar to standing without the undo stress on the body.

Sit Stands are not intended as a place to sit for extended periods of time, but rather provide an opportunity to experience periods of relief while maintaining high levels of productivity and encouraging a healthy work environment.



## SIT STANDS

# SIT STAND SERIES



**ERGO DELUXE**  
FEATURED MODEL  
D3505

BEVCO's SIT STAND promotes "dynamic" standing for people who are not able to sit throughout the workday.

## STANDARD FEATURES

Black polyurethane seat is impervious to water, oil and most chemicals

Texture provides non-slip surface

Puncture resistant

Easy-to-clean

25" sturdy 5-star black nylon base

Easy-to-use pneumatic height adjustment 22-32"

Casters are not available on sit stands for safety reasons



**FEATURED MODEL**  
3505



## DIMENSIONS

14" diameter  
2" Thick

Also available  
in polished  
aluminum base

## ENVIRONMENTS



Model 3505 & D3505



Model 3555 & D3555 (ISO 4)



**BUILT TO ORDER**

Visit [BEVCO.com](https://www.bevco.com) to see full selections.



1000 Series

## PLYWOOD

### Ergonomic durability and performance

BEVCO'S PLYWOOD 1000 chair backs are made of 3/8" formed 5-ply maple plywood and seats are made of 3/8" 7-ply maple plywood. The wood is double sanded and double lacquer dipped, giving the 1000 series chairs a durable finish.

Metal parts are powder-coated providing high levels of scratch and chip resistance.

### STANDARD FEATURES

- Manual seat height adjustment
- Waterfall seat to aid lower body circulation
- Fully adjustable back: 3" vertical, 5" horizontal
- Model 1411: 5" horizontal only
- Variety of black tubular steel base styles available
- Plastic glides standard
- Stationary or swivel options



### DIMENSIONS

**SEAT**  
15 1/2" W x 13 7/8" D  
3/8" Thick

**BACK**  
14 1/8" W x 6" H  
3/8" Thick

**FEATURED MODEL**  
1502/5

### ENVIRONMENTS



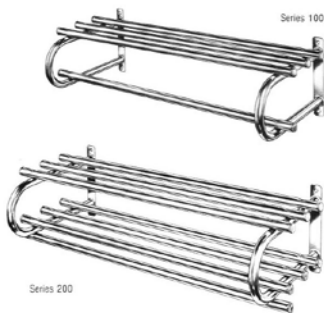


# COAT RACK SYSTEMS

## Practical and decorative

Whether in a reception area or in an office, BEVCO's coat rack systems serve both a practical and a decorative purpose. In an effort to increase their functionality, coat rack systems are often combined with racks (shelves).

We also offer closed and open hook hangers!



### WALL MOUNTED RACKS

Wall mounted racks feature 1" round, 18 ga. tubular steel. Available in either single (series 100) or double (series 200) shelf configurations.


#### **SINGLE SHELF**

24" Long  
Model #124

#### **DOUBLE SHELVES**

24" Long  
Model #224

Also available in 36", 48", 60" and 72" lengths.



### FLOOR STANDS

Floor stands are meant to be used with racks. Coat rack systems can be conveniently configured by selecting the floor stand size and style followed by selecting the size and style of racks (single or double).

#### **SMALL SINGLE FACED**

Model #SFSS

#### **SMALL DOUBLE FACED**

Model #SFSD

#### **LARGE DOUBLE FACED**

Model #LFSS

#### **LARGE DOUBLE FACED**

Model #LFSD



### COAT TREES

Free standing, wide spread base.

#### **3 HOOK FLOOR PEDESTAL**

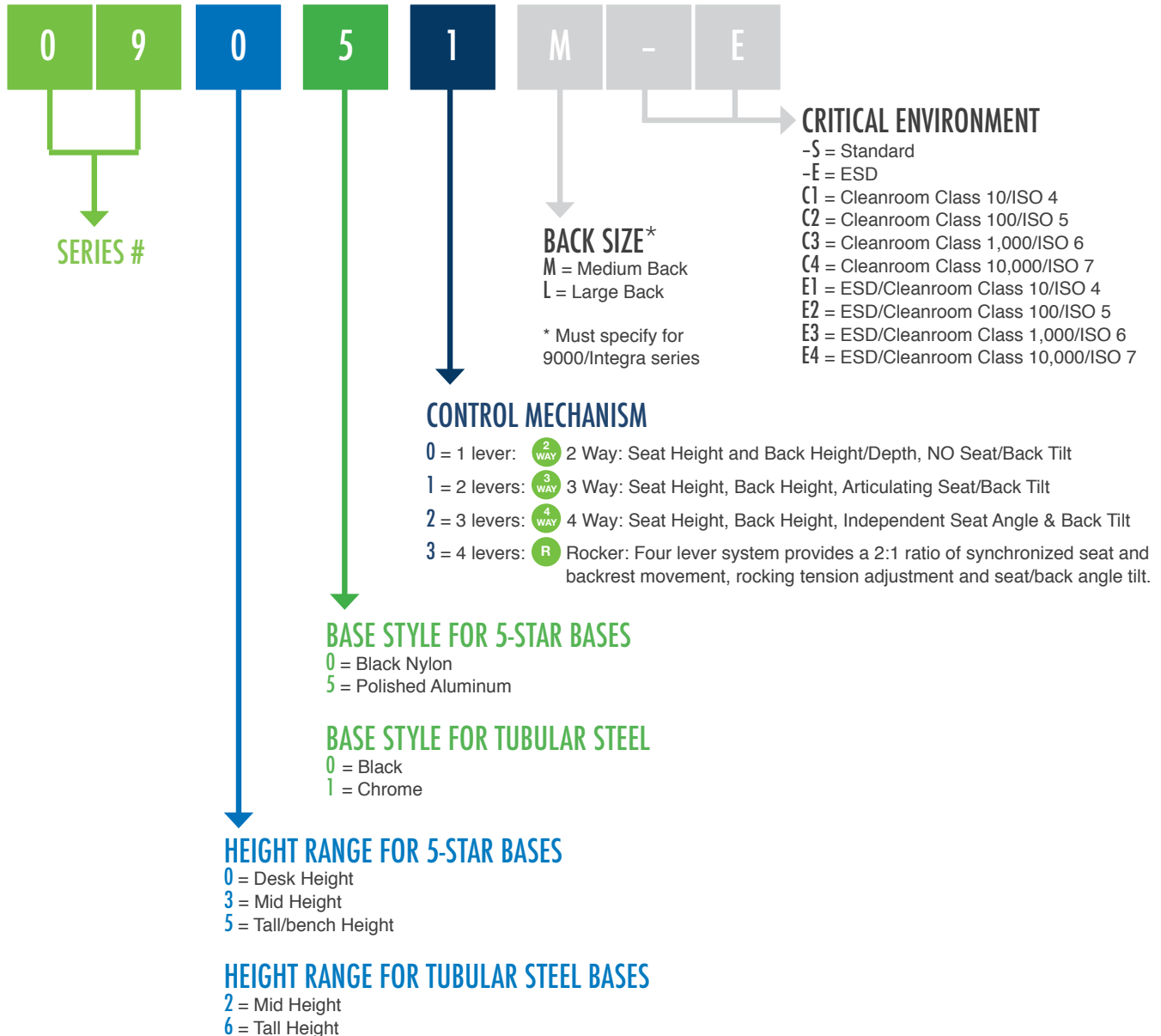
Model # 603

#### **4 HOOK FLOOR PEDESTAL**

Model # 604

# ORDER GUIDE

This chart is intended to be used as a guide to create a model number to place an order. For information about any product or accessory, visit [BEVCO.com](http://BEVCO.com) or call 800-864-2991.



VISIT [BEVCO.COM/CHAIR-CONFIGURATOR.HTML](http://BEVCO.COM/CHAIR-CONFIGURATOR.HTML)  
TO QUICKLY AND EASILY BUILD A CHAIR  
THAT BEST MEETS YOUR NEEDS.

## STEP 1: SELECT A CHAIR SERIES

NAME	Dura	Everlast	Integra	Doral	Westmound	Versa	Ergolux	Ergolux Jr.
SERIES #	07__D D must be added at the end of the model number	07	06 black nylon base --or-- 09 polished aluminum base	05 standard, CR, ECR --or-- 08 ESD	04	03	S3	J3

## STEP 2: SELECT BASE STYLE



BLACK NYLON



POLISHED ALUMINUM



BLACK TUBULAR STEEL



CHROME TUBULAR STEEL

## STEP 3: SELECT HEIGHT RANGE

DESK

MID

TALL

## STEP 4: SELECT TILT CONTROL MECHANISM

2 WAY

3 WAY

4 WAY

R  
ROCKER

See description of tilt control mechanisms on page 4 or refer to previous page.

## STEP 5: SELECT ACCESSORIES

### ARMS

	SERIES	Doral	Integra	Everlast	Dura	Carrington	Springdale
ENVIRONMENT	Standard	A5	A5	AA	AA	OA or IA	L1
	ESD	A8	A8	AAE		ESDA	
	CR	A5	A5	AA	AA		
	CR/ESD	A8	A8	AAE			

\*AA and AAE arms only for tilt models. Must be ordered with chair—cannot be retrofit.



### GLIDES AND CASTERS



MUSHROOM GLIDES

Standard: MG  
ESD: GLMD/5S



HARD FLOOR CASTERS

Standard: 3850S/5  
6000 only: 4550S/5  
Tubular base: CADS/5  
ESD: CARD5S



CARPET CASTERS

Standard: 3850/5  
6000 only: 4550/5  
Tubular base: CAD/5  
ESD: CAPD5S



INTERVAL BRAKING CASTERS

Standard: IBCS  
ESD: IBCS-ESD



REVERSE BRAKING CASTERS

Standard: RBCS  
ESD: RBCS-ESD



SINGLE RUBBER WHEEL CASTERS

Standard: CAR5S

### FOOTRINGS



ACF-18  
18" adjustable chrome footring.  
ESD Option: ACF-18E



ACF-20  
20" adjustable chrome footring.  
ESD Option: ACF-20E

## STEP 6: SELECT UPHOLSTERY


### STANDARD OPTIONS



### ESD OPTIONS



### CR & ESD/CR







[bevco.com](http://bevco.com)

For additional product  
information or to find an  
authorized BEVCO distributor,  
please call 800-864-2991  
or send us an e-mail:  
[sales@bevco.com](mailto:sales@bevco.com)



ASSEMBLED/MADE  
IN THE USA

Printed in U.S.A. on recycled paper.  
Please recycle this catalog.

© 2017 BEVCO, Inc., Waukesha, WI 53186  
All rights reserved.

Part No LITCA01 1M-OC-0417